



DAILY AIR MONITORING REPORT

Florence C&D Landfill – Air Monitoring

Date : 2026-04-03

Table 1 : Weather Summary

Wind Speed (MPH)	Wind Direction				Temperature (°F)	Relative Humidity (%)	Barometer (inHg)
0.201 to 7.896	2943 SE	3061 NNE	2996 ESE	2997 ENE	Min : 66.74 Max : 96.98	Min : 40.30 Max : 87.30	Min : 30.11 Max : 30.31

Table 2 : Monitoring Summary

Site Action Level :	PM10 : 150 µg/m ³	PM2.5 : 35 µg/m ³	H2S : 10 PPM			
AQ-SN	Avg. PM10 Daily (µg/m ³)	Max. PM10-15-min Avg (µg/m ³)	Avg. PM2.5 Daily (µg/m ³)	Max. PM2.5-15-min Avg (µg/m ³)	Avg. H2S Daily (PPM)	Max. H2S-15-min Avg (PPM)
2943	35.9	211.2	13.8	35.4	0.007	0.049
2996	23.3	48.6	11.7	16.9	0.003	0.032
2997	20.0	31.7	10.6	15.6	0.002	0.019
3061	21.8	31.3	11.1	15.8	0.000	0.002



Figure 1 : Monitoring Locations

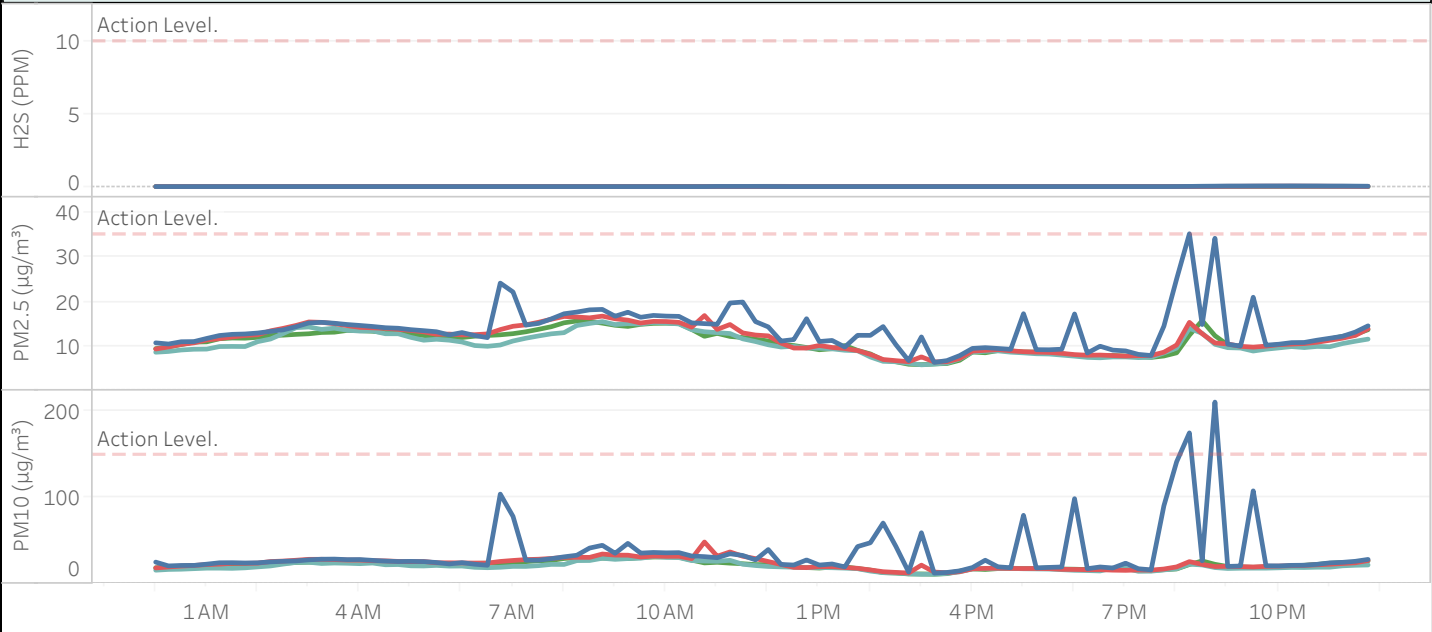


Figure 2 : 15 Minutes Average Concentrations

■ 2943 ■ 2996 ■ 2997 ■ 3061



DAILY AIR MONITORING REPORT

Florence C&D Landfill – Air Monitoring

Date : 2026-04-03

Wind Rose Chart 2943

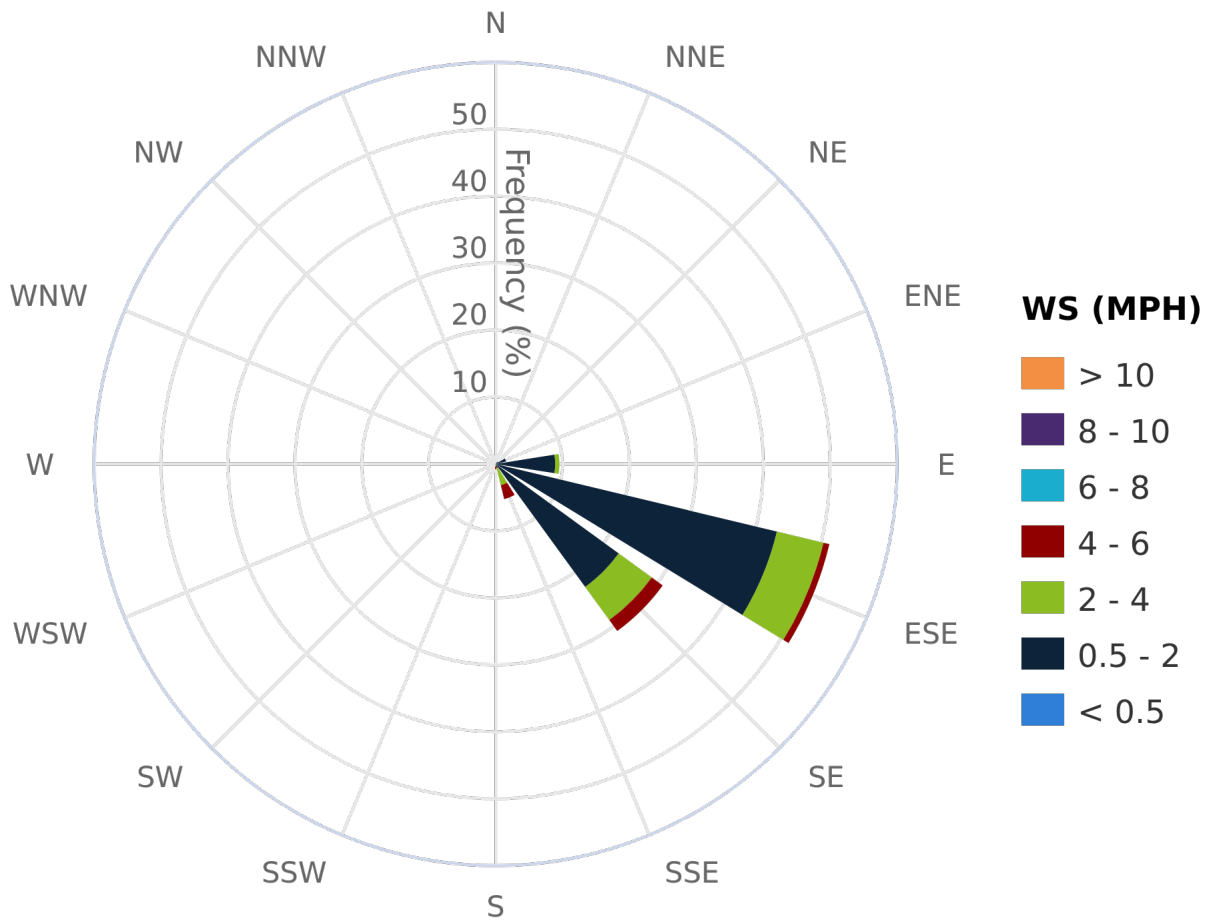


Figure 3 : Wind Rose Chart (WS in MPH)



DAILY AIR MONITORING REPORT

Florence C&D Landfill – Air Monitoring

Date : 2026-04-03

Wind Rose Chart 3061

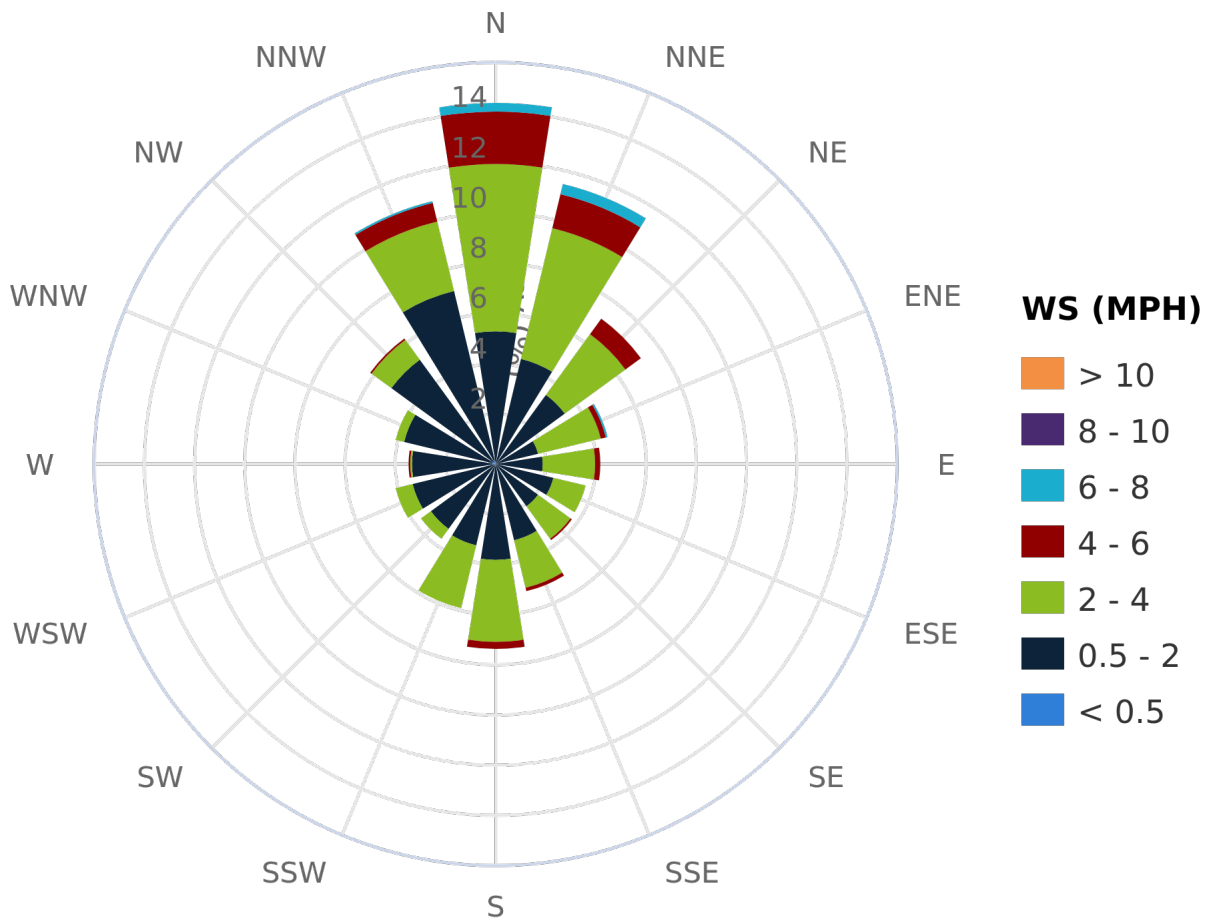


Figure 3 : Wind Rose Chart (WS in MPH)



DAILY AIR MONITORING REPORT

Florence C&D Landfill – Air Monitoring

Date : 2026-04-03

Wind Rose Chart 2996

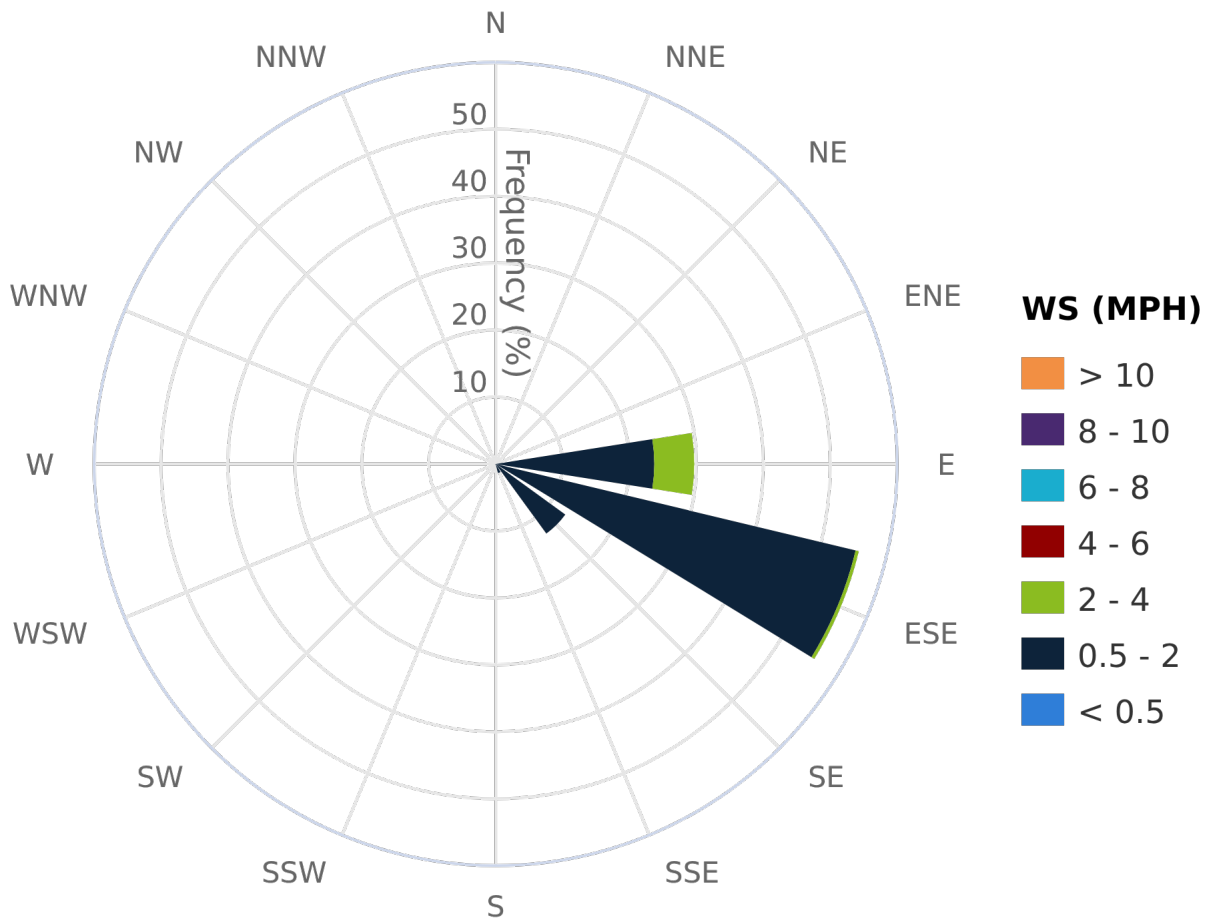


Figure 3 : Wind Rose Chart (WS in MPH)



DAILY AIR MONITORING REPORT

Florence C&D Landfill – Air Monitoring

Date : 2026-04-03

Wind Rose Chart 2997

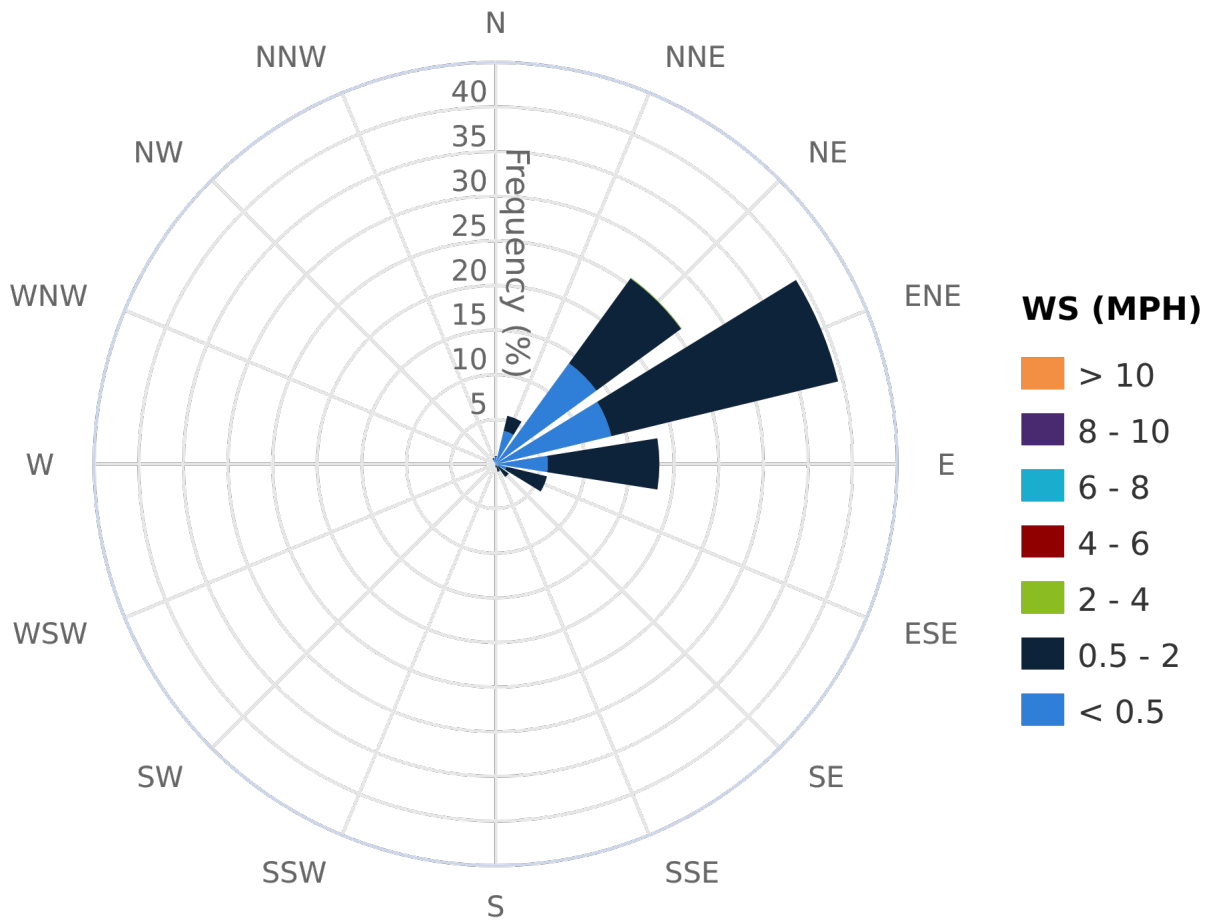


Figure 3 : Wind Rose Chart (WS in MPH)



DAILY AIR MONITORING REPORT

Florence C&D Landfill – Air Monitoring

Date : 2026-04-03

Table 3 : 15 Minute Average Concentrations (AM)

	Avg. 2943 - PM10 (µg/m³)	Avg. 3061 - PM10 (µg/m³)	Avg. 2997 - PM10 (µg/m³)	Avg. 2996 - PM10 (µg/m³)	Avg. 2943 - PM2.5 (µg/m³)	Avg. 3061 - PM2.5 (µg/m³)	Avg. 2996 - PM2.5 (µg/m³)	Avg. 2997 - PM2.5 (µg/m³)	Avg. 2943 - H2S (PPM)	Avg. 3061 - H2S (PPM)	Avg. 2996 - H2S (PPM)	Avg. 2997 - H2S (PPM)
00:00:00	25.2	18.6	15.8	18.4	10.8	9.5	9.4	8.7	0.000	0.000	0.000	0.000
00:15:00	20.8	19.6	16.7	19.6	10.5	9.9	9.9	8.8	0.000	0.000	0.000	0.000
00:30:00	21.3	20.2	16.9	20.6	11.0	10.4	10.4	9.2	0.000	0.000	0.000	0.000
00:45:00	21.4	21.3	17.5	21.3	11.1	10.9	10.8	9.3	0.000	0.000	0.000	0.000
01:00:00	22.8	21.3	18.1	22.3	11.8	11.0	11.4	9.4	0.000	0.000	0.000	0.000
01:15:00	24.4	22.7	18.2	22.8	12.4	11.7	11.7	9.9	0.000	0.000	0.000	0.000
01:30:00	24.5	22.9	17.9	23.7	12.7	11.9	12.1	10.0	0.000	0.000	0.000	0.000
01:45:00	24.2	22.8	18.5	23.7	12.8	11.8	12.4	9.9	0.000	0.000	0.000	0.000
02:00:00	24.4	23.3	19.6	24.0	13.0	12.0	12.6	11.1	0.000	0.000	0.000	0.000
02:15:00	25.5	24.2	20.7	25.9	13.4	12.4	13.5	11.6	0.000	0.000	0.000	0.000
02:30:00	26.1	24.0	22.9	26.4	13.7	12.5	14.1	12.9	0.000	0.000	0.000	0.000
02:45:00	26.6	24.8	24.8	27.4	14.4	12.7	14.7	14.2	0.000	0.000	0.000	0.000
03:00:00	27.8	25.1	25.0	28.4	15.3	12.8	15.5	14.4	0.000	0.000	0.000	0.000
03:15:00	28.5	25.1	23.6	28.5	15.4	13.1	15.4	13.8	0.000	0.000	0.000	0.000
03:30:00	28.7	25.4	24.1	28.1	15.2	13.2	15.1	14.1	0.000	0.000	0.000	0.000
03:45:00	28.1	26.2	23.8	27.6	14.9	13.6	14.7	13.6	0.000	0.000	0.000	0.000
04:00:00	28.2	26.1	23.4	27.5	14.7	13.5	14.3	13.4	0.000	0.000	0.000	0.000
04:15:00	27.2	26.0	24.1	26.8	14.5	13.4	14.2	13.5	0.000	0.000	0.000	0.000
04:30:00	26.4	24.9	22.1	26.6	14.2	13.1	14.1	12.8	0.000	0.000	0.000	0.000
04:45:00	25.8	25.1	22.3	26.0	14.1	13.1	13.8	12.8	0.000	0.000	0.000	0.000
05:00:00	26.0	24.0	20.9	25.7	13.8	12.7	13.6	12.0	0.000	0.000	0.000	0.000
05:15:00	25.8	24.2	20.7	25.9	13.5	12.4	13.3	11.4	0.000	0.000	0.000	0.000
05:30:00	24.7	22.8	21.4	24.4	13.3	12.1	12.7	11.6	0.000	0.000	0.000	0.000
05:45:00	23.1	22.1	20.5	24.4	12.6	12.0	12.8	11.4	0.000	0.000	0.000	0.000
06:00:00	24.6	22.6	20.6	24.3	13.1	12.0	12.6	11.0	0.000	0.000	0.000	0.000
06:15:00	22.7	23.7	19.1	24.1	12.4	12.3	12.6	10.2	0.000	0.000	0.000	0.000
06:30:00	21.5	24.0	18.7	24.1	12.0	12.4	12.8	10.0	0.000	0.000	0.000	0.000
06:45:00	104.3	23.8	19.2	25.9	24.3	12.6	13.8	10.3	0.000	0.000	0.000	0.000
07:00:00	78.3	24.5	20.2	27.1	22.3	12.9	14.5	11.2	0.000	0.000	0.000	0.000
07:15:00	27.4	25.7	20.2	28.1	14.8	13.3	14.8	11.8	0.000	0.000	0.000	0.000
07:30:00	27.4	26.8	21.1	28.5	15.2	13.8	15.4	12.3	0.000	0.000	0.000	0.000
07:45:00	29.1	27.1	22.5	29.4	16.2	14.4	16.1	12.8	0.000	0.000	0.000	0.000
08:00:00	31.3	29.4	22.5	30.6	17.3	15.3	16.7	13.1	0.000	0.000	0.000	0.000
08:15:00	33.2	30.2	26.9	30.8	17.7	15.7	16.6	14.7	0.000	0.000	0.000	0.000
08:30:00	41.5	30.0	27.0	30.7	18.2	15.6	16.4	15.2	0.000	0.000	0.000	0.000
08:45:00	44.7	29.8	29.7	34.6	18.3	15.2	16.8	15.6	0.000	0.000	0.000	0.000
09:00:00	35.4	29.6	28.4	33.3	16.8	14.7	16.2	14.9	0.000	0.000	0.000	0.000
09:15:00	47.0	29.2	29.3	33.2	17.7	14.5	15.9	15.1	0.000	0.000	0.000	0.000
09:30:00	35.7	30.6	29.7	31.1	16.5	15.0	15.3	15.0	0.000	0.000	0.000	0.000
09:45:00	36.4	31.1	31.7	32.2	17.0	15.2	15.6	15.4	0.000	0.000	0.000	0.000
10:00:00	36.0	31.3	30.6	31.9	16.8	15.2	15.6	15.3	0.000	0.000	0.000	0.000
10:15:00	36.2	30.9	30.4	32.0	16.8	15.1	15.4	15.0	0.000	0.000	0.000	0.000
10:30:00	32.3	27.5	26.9	29.2	15.3	13.8	14.3	13.8	0.000	0.000	0.000	0.000
10:45:00	31.5	24.2	26.4	48.6	15.1	12.3	16.9	13.3	0.001	0.001	0.000	0.003
11:00:00	30.3	25.0	26.1	32.0	15.0	12.9	13.8	13.1	0.011	0.001	0.000	0.008
11:15:00	34.8	24.0	27.2	37.0	19.8	12.2	14.9	12.9	0.010	0.001	0.000	0.012
11:30:00	32.9	23.3	22.7	32.0	20.0	12.0	13.0	11.7	0.011	0.000	0.000	0.015
11:45:00	27.7	22.3	21.2	29.2	15.6	11.6	12.5	11.1	0.012	0.000	0.000	0.017



DAILY AIR MONITORING REPORT

Florence C&D Landfill – Air Monitoring

Date : 2026-04-03

Table 3 : 15 Minute Average Concentrations (PM)

	Avg. 2943 - PM10 (µg/m³)	Avg. 3061 - PM10 (µg/m³)	Avg. 2997 - PM10 (µg/m³)	Avg. 2996 - PM10 (µg/m³)	Avg. 2943 - PM2.5 (µg/m³)	Avg. 3061 - PM2.5 (µg/m³)	Avg. 2996 - PM2.5 (µg/m³)	Avg. 2997 - PM2.5 (µg/m³)	Avg. 2943 - H2S (PPM)	Avg. 3061 - H2S (PPM)	Avg. 2996 - H2S (PPM)	Avg. 2997 - H2S (PPM)
12:00:00	39.8	22.3	20.1	25.9	14.4	11.2	12.4	10.3	0.007	0.000	0.000	0.019
12:15:00	22.5	20.8	19.6	22.4	11.2	10.4	10.7	9.8	0.002	0.000	0.000	0.018
12:30:00	21.8	19.7	19.2	19.1	11.5	10.2	9.6	10.0	0.000	0.000	0.000	0.015
12:45:00	27.7	18.8	18.7	18.8	16.2	9.7	9.6	9.6	0.000	0.000	0.000	0.006
13:00:00	21.7	18.3	18.9	19.9	11.1	9.2	10.2	9.6	0.000	0.000	0.000	0.001
13:15:00	23.0	19.4	18.6	19.9	11.3	9.5	9.7	9.4	0.000	0.000	0.000	0.000
13:30:00	19.6	19.7	18.2	18.9	9.8	10.2	9.5	9.1	0.000	0.000	0.000	0.000
13:45:00	43.3	17.7	17.5	18.0	12.5	9.1	9.0	9.0	0.000	0.000	0.000	0.000
14:00:00	47.7	15.9	14.7	16.1	12.5	8.3	8.2	7.6	0.000	0.000	0.000	0.000
14:15:00	70.6	12.9	12.9	14.0	14.5	6.9	7.0	6.6	0.000	0.000	0.000	0.000
14:30:00	43.4	12.5	12.5	13.2	10.4	6.5	6.8	6.5	0.000	0.000	0.000	0.000
14:45:00	13.6	11.4	11.6	12.5	6.8	6.0	6.5	6.2	0.000	0.000	0.000	0.000
15:00:00	59.3	11.4	11.0	21.7	12.1	5.9	7.6	5.8	0.000	0.000	0.000	0.000
15:15:00	12.4	11.1	11.2	13.6	6.4	6.0	6.5	6.0	0.000	0.000	0.000	0.000
15:30:00	13.2	11.8	12.0	12.8	6.8	6.1	6.5	6.2	0.000	0.000	0.000	0.000
15:45:00	15.0	14.7	13.9	14.0	7.9	6.9	7.3	7.2	0.000	0.000	0.000	0.000
16:00:00	18.9	17.3	17.2	17.3	9.5	8.7	8.9	8.7	0.000	0.000	0.000	0.000
16:15:00	27.4	16.6	17.7	17.9	9.7	8.5	9.1	8.9	0.000	0.000	0.000	0.000
16:30:00	19.7	17.6	17.6	18.1	9.5	9.0	9.3	9.0	0.000	0.000	0.000	0.000
16:45:00	18.6	18.1	17.8	17.8	9.3	9.0	9.0	8.7	0.000	0.000	0.000	0.000
17:00:00	79.6	17.8	17.4	17.7	17.4	8.7	8.8	8.5	0.000	0.000	0.000	0.000
17:15:00	18.5	17.8	17.3	17.8	9.2	8.7	8.7	8.3	0.000	0.000	0.000	0.000
17:30:00	19.0	18.4	17.1	17.6	9.2	8.6	8.6	8.3	0.000	0.000	0.000	0.000
17:45:00	19.5	17.2	16.4	16.8	9.3	8.3	8.4	8.0	0.000	0.000	0.000	0.000
18:00:00	98.9	16.9	15.7	16.6	17.3	7.9	8.1	7.8	0.000	0.000	0.000	0.000
18:15:00	17.5	16.5	15.4	16.3	8.5	7.8	8.0	7.5	0.000	0.000	0.000	0.000
18:30:00	19.5	17.1	14.9	16.4	10.0	7.8	8.0	7.4	0.000	0.000	0.000	0.000
18:45:00	18.3	17.0	18.3	15.8	9.1	7.9	7.9	7.6	0.000	0.000	0.000	0.000
19:00:00	23.9	17.0	17.9	15.6	9.0	7.8	7.8	7.6	0.000	0.000	0.000	0.000
19:15:00	17.5	15.8	14.5	16.1	8.2	7.7	7.9	7.4	0.000	0.000	0.000	0.000
19:30:00	16.2	15.1	14.7	15.9	7.9	7.5	7.9	7.5	0.000	0.000	0.000	0.000
19:45:00	90.6	16.4	16.1	17.2	14.5	7.8	8.7	8.5	0.000	0.000	0.000	0.000
20:00:00	141.9	17.2	17.5	19.6	25.2	8.5	10.3	9.6	0.005	0.001	0.000	0.001
20:15:00	175.4	22.4	22.8	25.7	35.4	12.5	15.4	14.0	0.014	0.001	0.004	0.003
20:30:00	26.7	26.5	21.9	22.5	14.9	15.8	12.8	12.9	0.025	0.001	0.011	0.010
20:45:00	211.2	22.6	18.8	20.0	34.4	12.4	10.8	10.5	0.032	0.002	0.016	0.011
21:00:00	20.2	20.0	17.8	20.3	10.5	10.3	10.5	9.7	0.040	0.002	0.021	0.012
21:15:00	20.6	19.6	18.1	19.9	10.1	9.8	10.0	9.6	0.041	0.002	0.023	0.014
21:30:00	108.0	19.1	18.2	19.5	21.1	9.5	9.8	8.9	0.045	0.002	0.026	0.014
21:45:00	21.0	19.6	18.2	20.3	10.3	9.7	10.0	9.3	0.047	0.002	0.029	0.015
22:00:00	20.8	19.7	18.5	20.5	10.5	9.8	10.4	9.6	0.047	0.002	0.030	0.013
22:15:00	21.4	20.8	19.0	21.0	10.8	10.4	10.5	9.9	0.049	0.001	0.032	0.010
22:30:00	21.6	21.5	18.9	21.3	10.9	10.6	10.6	9.7	0.046	0.002	0.029	0.010
22:45:00	22.6	22.5	19.2	22.0	11.4	11.0	10.9	10.0	0.045	0.000	0.027	0.007
23:00:00	24.3	23.9	19.3	22.7	11.8	11.7	11.4	9.9	0.039	0.000	0.024	0.004
23:15:00	24.9	24.7	20.9	23.5	12.3	12.3	11.8	10.6	0.039	0.000	0.020	0.000
23:30:00	26.1	24.7	21.5	24.4	13.2	12.7	12.4	11.1	0.033	0.000	0.016	0.000
23:45:00	28.3	26.6	21.8	27.0	14.6	13.7	13.9	11.6	0.027	0.000	0.013	0.000

